



NEWSLETTER



Part-1(A)

Contents

First day

Experiential Learning

Heritage Day





Happy First Day of School

A Cheerful ‘Welcome’ helps little children for a positive start to their school journey. To make this journey exciting, successful and a happy experience our little munchkins of Pre-Nursery enjoyed “WELCOME DAY” on **08th April, 2021** with great zeal and zest. Our little champs enjoyed reciting rhymes with joyful expressions. They were carried away with the melodious music and could not resist humming the rhyme. At the end of the session, kids enjoyed making beautiful “Butterfly Craft” with their tiny little hands. It was an amazing experience to see the lovely smiling faces.





Experiential Learning

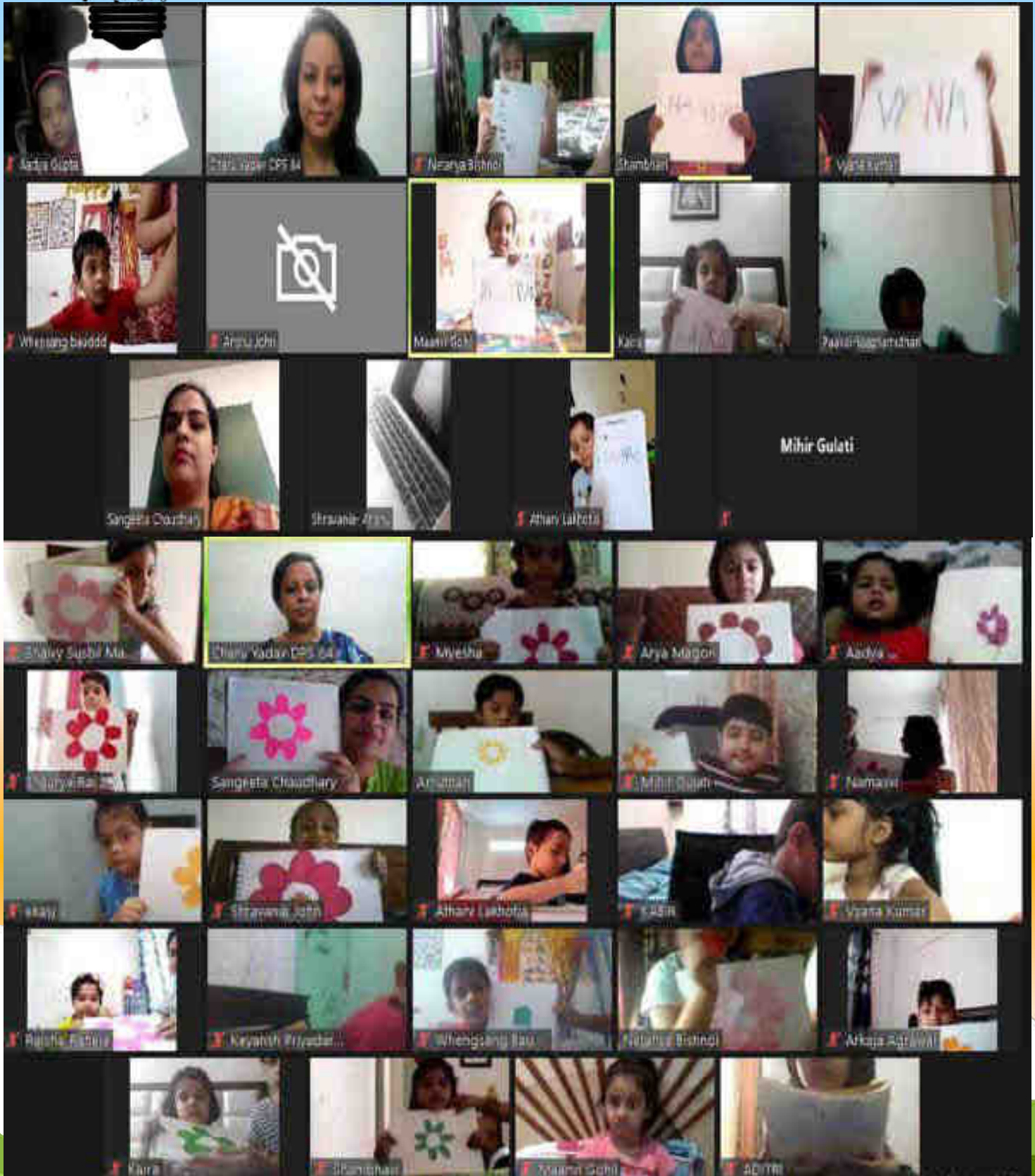
The first week of school began with Kindergartners settling into their new environment. They enjoyed getting an insight about their new school, DPS Gurgaon - 84, their classroom and their new friends too. The week witnessed the children engaging in a number of fun activities like introducing themselves, packing their school bag, creating a space for themselves and dancing to their favourite 'baby shark' song [#newsession2021](#)

"I am special, I am different and I am me". This is what inspired the students of Kindergarten DPS, as the kick-off to the new theme 'Who Am I?' It began with a story - 'Chrysanthemum' and the students were encouraged to think about how they are unique. They had fun writing their names. Later as a follow up they had fun finger-printing their names. Furthermore, the young minds explored how different they are and what makes them as special as they are. They were super excited to talk about their favourite things like toys, colour, and food.





Experiential Learning



Experiential Learning



Life Skills

The theme moves forward integrating Life Skills. 'I like to do things myself!' was the thought in the minds of the young kindergarteners as they dived into the new week of the theme 'Who Am I?' They felt independent and explored various ways to express this by doing things on their own like folding their clothes, folding a napkin, lacing, keeping their stations clean etc. These sessions helped the students in developing life skills and strengthening their fine motor skills too.

[#iamunique#DPS84](#)

Hindi letter ग

Having super fun in Hindi session. Students learnt Hindi letter ग and made ग से गमला

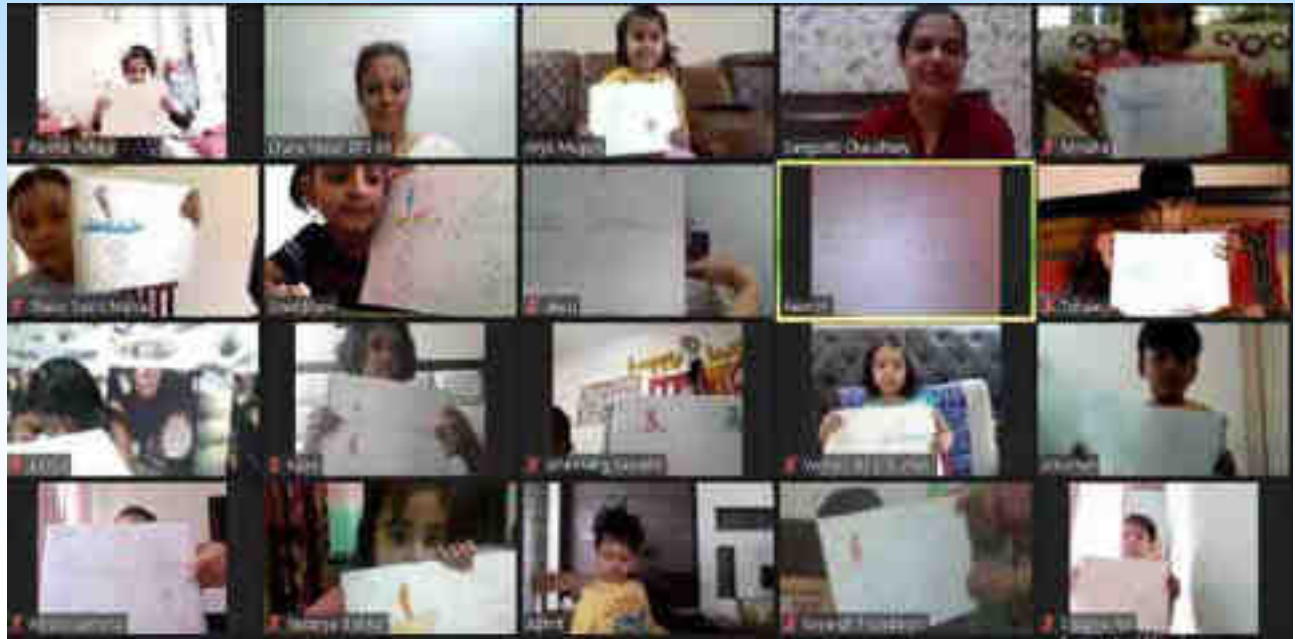


Experiential Learning



Mathematics

Fun with Numbers and when numbers turn into something interesting!



English:

Learning letter I and its phonic sound. What a fun way to learn its tracing.





Experiential Learning



#EidMubarak2021

My friends and I - Learning to share and care! By learning about ourselves and each other, we are able to celebrate our differences whilst also seeing all the things that we have in common. We are all individuals, but together we make up a wider community - one that should support and respect one another.





Experiential Learning

Guess & Tell - The students had already brought forward their learning of the previous year from Nursery about the Community Helpers. This time, they played a guess and tell with their peer group. Other students of the class guessed what their friend had dressed as.



#LocalNeighbourhoodMap

As a part of their ongoing theme, 'Who Am I?', students learnt about the neighbourhood map. With instructions, they were able to identify the places around their homes and depict it on paper.





Experiential Learning

Grade I EVS

Students of grade 1 planted seeds in the pots in their first session of EVS in Grade 1. They were asked to take care of the seed throughout the year. The plant will be representational of their growth. They were also told that if something happens to the plant they will sow the seed again and were made to understand that whatever be the situation, we must go on. They were asked to take care of it on their own. Planting more and more plants is the need of the hour and we as human beings need to understand the importance and requirement of the same. This practice of plantation is done to encourage children to grow the habit of sowing seeds and planting as much as possible. Hope the initiative helps our children to get into the habit.



Experiential Learning



Grade I EVS ID Card Making

Taking the topic of myself further, children made ID cards for themselves. These were different from the usual ID cards. They were asked to use their imagination and be creative. They were also asked to instead of putting usual information in the card, they can choose whatever they would like to share about themselves with others, like - their favourite food, toy, friend, etc. They also used different names for themselves like - Superhero, Peppa pig or any other name of their choice. They were also asked to mention if they want to avoid any thing and would like to mention in the card, like - "I don't like strangers", "stay home stay safe".





Experiential Learning




Experiential Learning



Grade I Mathematics

Comparison of Numbers

To understand the concept of comparing and arranging from big to small, Students of grade 1 picked random things and arranged them in proper order.

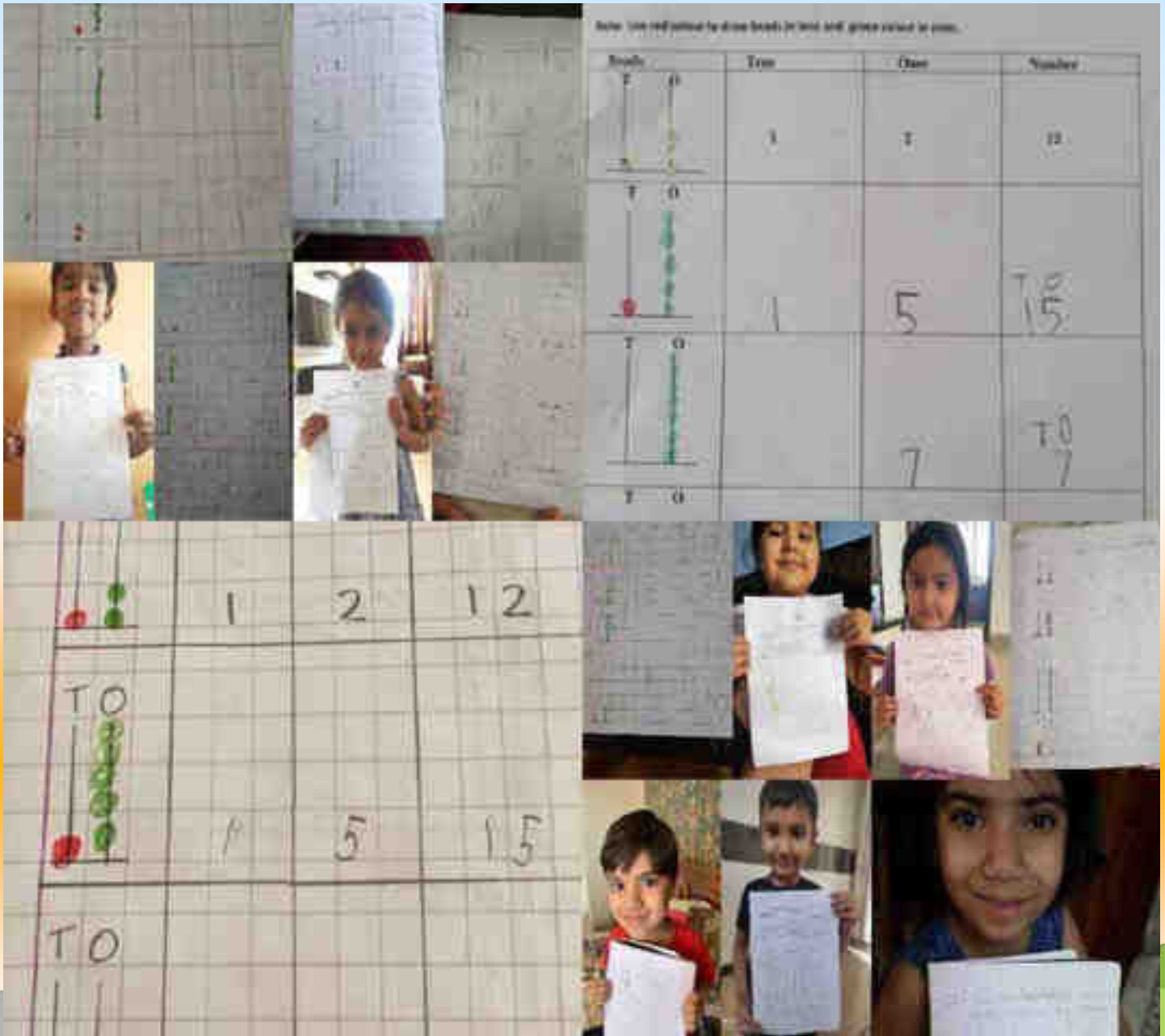




Experiential Learning

Grade I Mathematics Introducing Abacus

Students of Grade 1 were introduced to abacus using bar of tens and ones. The students drew the number of beads as asked by the teacher and wrote the same on the Tens and ones column making it an interesting way to learn. The colour differentiation was used to help them remember and recall the tens and ones as they will be able to quickly relate to it.





Experiential Learning

Grade I Integrated Learning

Integrated learning bridges concepts across various subjects. In keeping with this idea students of Grade 1 learnt about the parts of the body in relation to shapes (EVS meets Maths). With the help of shape cut-outs, they mimicked a human figure and labelled its different parts of the body.





Experiential Learning

Grade II Mathematics

Topic - Numbers

Students of grade 2 learning 3 digit numbers, place values and number names.

The collage displays six screenshots from a virtual classroom session:

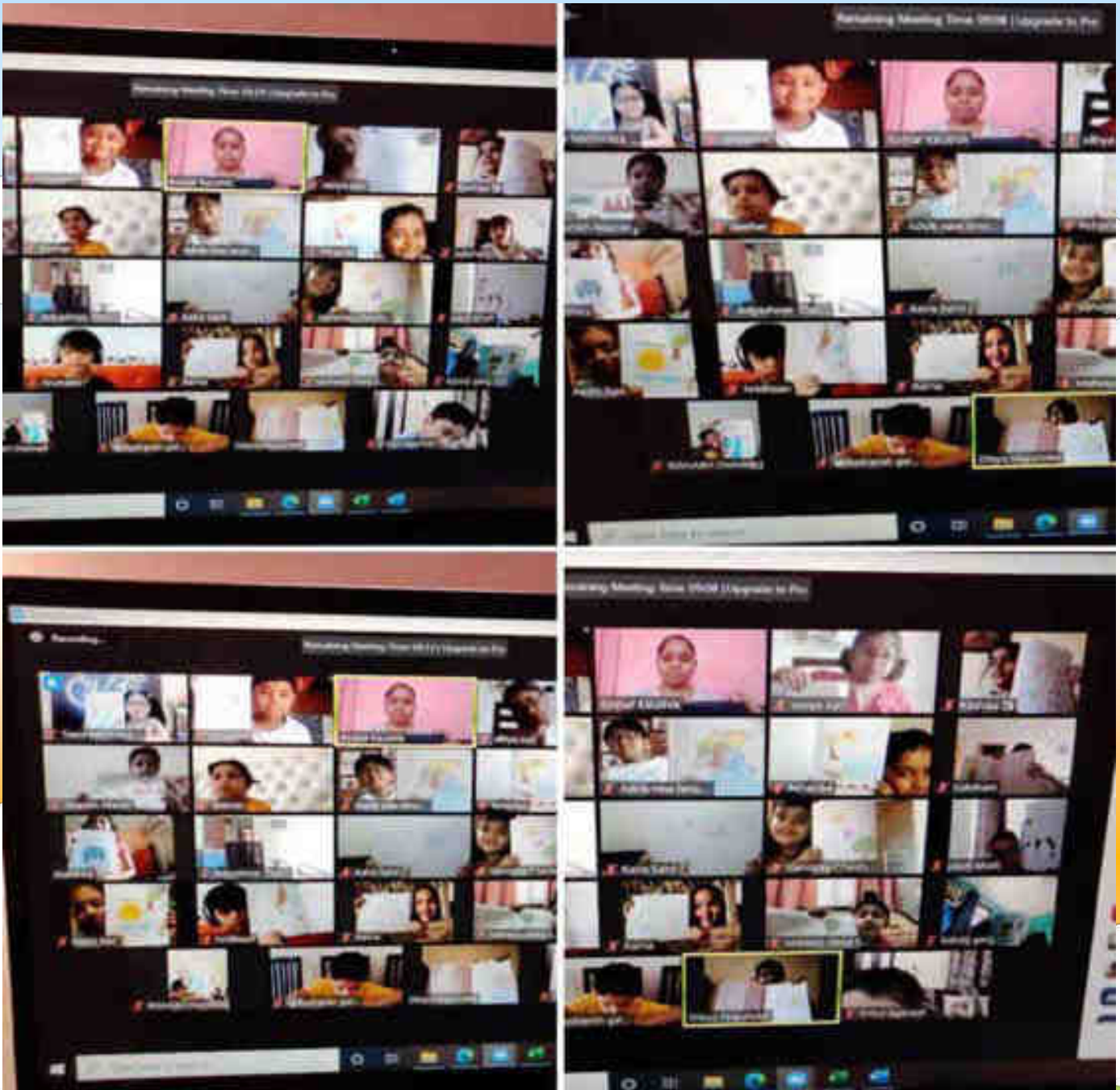
- Top Left:** A green flashcard showing the number **25** and its name **Twenty-five**.
- Top Middle:** A screenshot of a shared spreadsheet with a grid of blue and white cells.
- Top Right:** A screenshot of a video conference grid showing multiple student participants.
- Middle Left:** A green flashcard showing the number **406** and its name **Four hundred and six**.
- Middle Right:** A green flashcard showing the number **325** and its name **Three hundred and twenty-five**.
- Bottom Left:** A screenshot of a shared spreadsheet with a grid of blue and white cells.
- Bottom Right:** A green flashcard showing the number **232** and its name **Two hundred and thirty-two**.




Experiential Learning

Grade II HINDI

Students of grade II drew five things they see around in nature. This helped them develop love for nature and enhance their imagination and presentation skills.





THANK YOU!

